



Cloudside Academy
A L.E.A.D. Academy

Address: Stanton Road, Sandiacre,
Nottingham, NG10 5DE

Telephone: 0115 939 2263

info@cloudsideacademy.co.uk
www.cloudsideacademy.co.uk

Executive Headteacher Nicola McIntyre
Head of School Susan Wass
Deputy Headteacher Jodie Milson

Friday 18th September 2020

Dear Parents and Carers,

As part of our developing home learning provision, we are using [Seesaw](https://www.seesaw.me/) as an online platform for sharing activities with the pupils as homework each week. This decision has been made to ensure that communication between students and teachers is easier. Seesaw is a great resource, which is easy to use and allows for a better feedback from your child's class teacher. The website is <https://web.seesaw.me/>

Please find attached a code, which can be used to gain access to your child's account (you can choose to input the code or use the QR code). Homework will be set each Friday and will need to be completed by the following Wednesday each week. There will be a homework club on a Monday for children who find it difficult to complete their homework at home. If homework is not completed children will complete their homework with either Mrs Wass or Miss Milson on a Wednesday lunchtime.

Homework will include weekly spellings, which will be tested each week, a maths activity linked to the unit of mathematics taught in class or basic skills, and an English task. Additionally children should be reading each day and recording this in their home reading record. Records are checked daily and recorded on the class chart. Your child can quiz on books that they have read on Accelerated reader, where they can earn reading tokens that can be collected and used to 'buy' books. Your child will also have access to TTRockstars, where they can practice their times table facts and battle against each other.

If your child needs to isolate due to someone in the household showing Covid-19 symptoms, class teachers will be setting daily activities that your child can access, which can be responded to online. Teachers will respond to all work submitted. All activities can be completed via the Seesaw site, which will eliminate the need for printing resources.

Once you have accessed the platform, if you have any question please do not hesitate to be in contact. If you are having difficulties with accessing an electronic device, please be in contact. Thank you for your continued support.

Yours sincerely

Mrs Wass
Head of school

Enc: Seesaw instructions

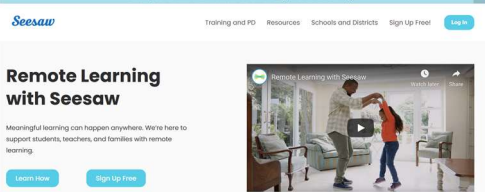

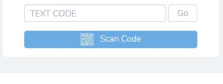


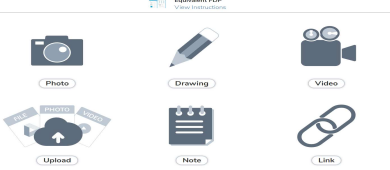


How to use Seesaw

How to start:

Click on the link above in the letter or here [Seesaw](#).

Ensure you are logged into Chrome as this will help later

	<p>Click on login</p>
	<p>Click on I am student</p>
	<p>Either type or scan your code. Find your name and click on it.</p>
	<p>When the activities button is clicked, the tasks set will be shown:</p>
	<p>Click on add response and there are many formats that can be used to respond to the task assigned.</p>
	<p>Choose how you want to respond unless it is on a template given by the teacher, which can be drawn straight onto.</p>

We would recommend that drawing and notes are the tools used as these allow your child to record their writing or write directly on the sheets assigned. Whichever response tool is selected, a reminder of the task and instruction set by the teacher can be seen by clicking a link at the top of the page. This helps with moving between the task and answering the questions.

